

# Maverick Teaching Pack

## The Black and White Club

Orange

### Information

Author: Alice Hemming  
Illustrations: Kimberley Scott  
Size: 150x210  
Format: 32p SB  
Publication Date: August 2015


RRP: £5.99  
Book Band: Orange  
AR Rating: N/A  
Bic Code: B3M79  
CBMC Code: YQCR

This learning pack is suitable for teachers using *The Black and White Club* in the class and parents who want to guide their children's learning.


The Black and White Club is a lovely story about George the Giraffe. It discusses issues such as friendship, diversity and acceptance. Both Year 1 and Year 2 children will enjoy reading this story and learning about contrasts.

### This teaching pack includes:

- ★ Learning objectives for reading *The Black and White Club*.
- ★ A detailed list of the language and linguistic features included in the text.
- ★ An activity sheet for children to enjoy after reading *The Black and White Club*.
- ★ A colouring in sheet.



ISBN: 978-1-84886-179-4

 [www.orcabookservices.co.uk](http://www.orcabookservices.co.uk)  
[orders@orcabookservices.co.uk](mailto:orders@orcabookservices.co.uk)

 **Maverick** arts publishing  
t.01403 256941  
[sales@maverick-arts.co.uk](mailto:sales@maverick-arts.co.uk)  
[www.maverickbooks.co.uk](http://www.maverickbooks.co.uk)

# Maverick Teaching Pack

## Suggested Lesson Plan

Orange



### Learning Objectives:

Show children the cover of the book and ask questions:

- ★ To learn about and identify different animals.
- ★ To better understand contrasts and opposites.
- ★ To learn about diversity and acceptance of differences.
- ★ To better understand different emotions and feelings



### Engage with the story:

Based on the lesson objectives, here is one way you could lead a lesson:

- ★ **Introduction:** show the book to the children
- ★ **Ask:** Can you name things that are black and white?  
**Explain:** Black and White is an example of a contrast
- ★ **Engage:** Read the story and point out the contrasts
- ★ **Ask:** what were the contrasts and opposites in this story?  
**Explain:** That contrasts and opposites make the world interesting (PSHE angle)

### Take it further:

Activity for after reading the story. (Activity sheet inc.)

- ★ Write the *contrasts* from the book on the board  
- *Black and White, Tall and Short*
- ★ Ask the children if they can think of any other *contrasts*
- ★ Ask the children to come up with some more *contrasts* and to *illustrate* them.



# Maverick Teaching Pack

## Language and Linguistics

Orange



### Language features:

- ★ **Contrasts:** Black and White, Tall and Short
- ★ **Comparisons:** Taller than, Shorter than
- ★ **Conjunctions:** And, Or, But, So

### Linguistic Features:

- ★ **Sight Words:** 31% (Fry's First 100 words)
- ★ **Consonant Clusters:** Bl, Br, Ch, Cl, Cr, Fl, Fr, Ph, Pl, Sh, Sk, Sm, Sp, St, Str, Th, Wh, Wr
- ★ **Homophones:** To and Two, Where and Were
- ★ **Adjectives:** Quiet, Black, White, Fun, Yellow, Brown, Small, Tall, Short, Medium, Sad, Long, Sure, Wide




# Maverick Teaching Pack

## Activity Sheet

Orange

**Learning Objective:** To better understand contrasts.

**Activity:** Name 3 more contrasts and draw an example.

Example:  <i>Tall and Short</i>	

# Maverick Teaching Pack



**Learning Objective:** To better understand different feelings and emotions.

**Activity:** Match a time in the story when a character showed the emotion

Example:  <i>Sad</i>	<i>George was sad when he wasn't allowed to join the Black and White Club</i>
Happy	
Disappointed	
Excited	

# Maverick Teaching Pack

## Colouring in

Orange

Colour in George in the most **COLOURFUL** and **CONTRASTING** way possible!

