

# Maverick Learning Pack

## A Gold Star for George

Orange

### Information

Author: Alice Hemming  
Illustrations: Kimberley Scott  
Size: 150x210  
Format: 32p SB  
Publication Date: February 2016

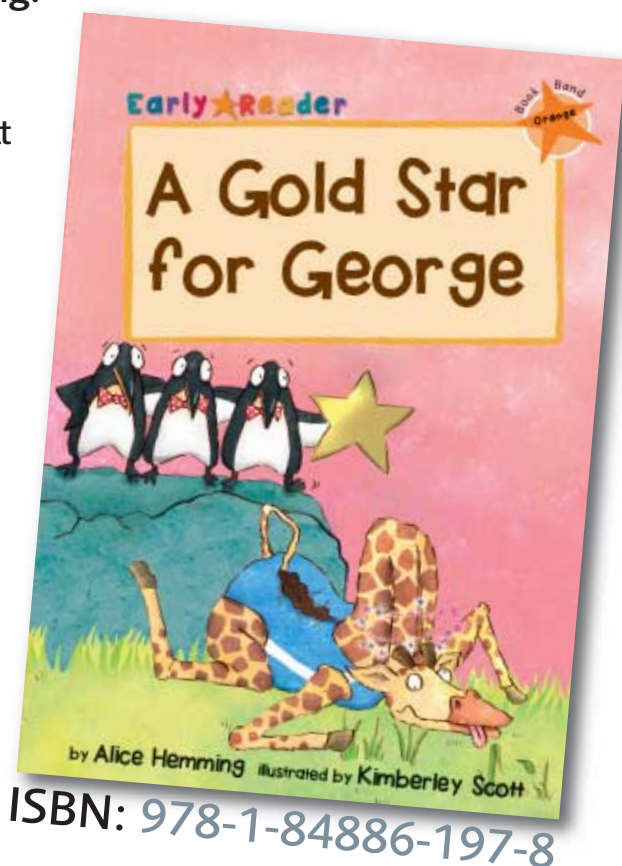
RRP: £5.99  
Book Band: Orange  
AR Rating: N/A  
Bic Code: B3M79  
CBMC Code: YQCR

This learning pack is suitable for teachers using *A Gold Star for George* in the class and parents who want to guide their children's learning.

*A Gold Star for George* is a funny story about doing your best and helping others. It teaches children that winning isn't everything and it is more rewarding to help others than win competitions.

### This learning pack includes:

- ★ A suggested lesson plan for reading *A Gold Star for George*.
- ★ A detailed list of the language and linguistic features included in the text.
- ★ An activity sheet for children to enjoy after reading *A Gold Star for George*.
- ★ A colouring in sheet.



[www.orcabookservices.co.uk](http://www.orcabookservices.co.uk)  
[orders@orcabookservices.co.uk](mailto:orders@orcabookservices.co.uk)

Maverick  
arts publishing

t.01403 256941  
[sales@maverick-arts.co.uk](mailto:sales@maverick-arts.co.uk)  
[www.maverickbooks.co.uk](http://www.maverickbooks.co.uk)

# Maverick Learning Pack

## Suggested Lesson Plan

### Possible Learning Objectives

- ★ To learn about superlative adjectives
- ★ To learn more about the importance of being kind over winning
- ★ To better understand adjectives
- ★ To better understand onomatopoeia



### Possible Lesson Structure

Based on the learning objectives, here is one way you could lead a lesson:

**Introduction:** show the book to the children, read the title:

- ★ Ask: When do you get a gold star?
- ★ Explain: This is a story about a giraffe who tries his best and doesn't win.
- ★ Read: the story and point out George's efforts and his feelings.
- Engage:** Go through the story and ask questions about George:
- ★ Show: how George's actions made him a winner in another way.
- ★ Ask: Do you like winning? What does winning mean to you?
- ★ Explain: That we should always try to do our best, but we all have different skills. Other people will be better at other things and there's no reason to be upset by this. We all have our own strengths. Have them identify one of their own strengths and someone else's.

### Take it further:

Go back again and point out instances of:

- ★ Superlative adjectives
- ★ Homophones
- ★ Onomatopoeia

An activity sheet (included in this pack) can be used as well.



# Maverick Learning Pack

## Language and Linguistics




### Language features:

- ★ Contractions: Couldn't (Could Not)
- ★ Onomatopoeia: Banging  
Muttering
- ★ Homophones: Won / One

### Linguistic Features:

- ★ Sight Words: 42% (Fry's First 100)
- ★ Consonant Clusters: Dr, Fr, Gl, Pr, Sh, Sm, St, Th, Tr,  
Tw, Wh
- ★ Superlative Adjectives: Best, Tidiest, Most
- ★ Adjectives: Small, Shiny, Little, Sad,  
Smart, Glad, Gold, Clever,  
Neat, Tidy, Popular,  
Big, Perfect




# Maverick Learning Pack

## Activity Sheet

**Learning objective:** to learn about superlative adjectives.

**Activity:** Insert the correct adjective into the sentence describing the pictures.




The lemurs were awarded the gold star for \_\_\_\_\_ animal.



Out of these animals, the monkey is the \_\_\_\_\_



The penguins are the \_\_\_\_\_ popular animal in the park.



The elephant won the award for \_\_\_\_\_ dressed.

# Maverick Learning Pack

## Colouring in

Colour in George trying to hula-hoop!

