

# Maverick Learning Pack

## The Jelly that Wouldn't Wobble

Purple

### Information

Author: Angela Mitchell  
Illustrations: Sarah Horne  
Size: 150x210  
Format: 32p SB  
Publication Date: June 2016

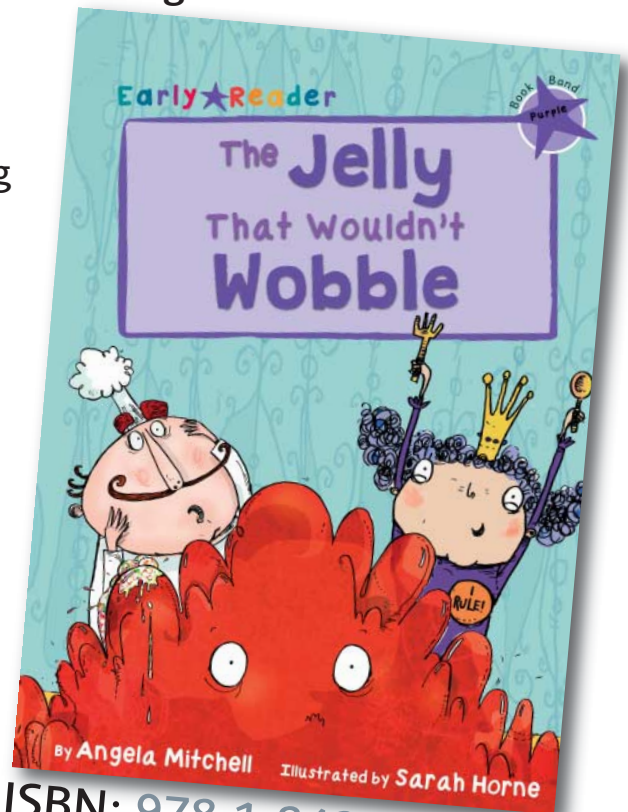
RRP: £5.99  
Book Band: Purple  
AR Rating: N/A  
Bic Code: B3M79  
CBMC Code: YQCR

This learning pack is suitable for teachers using *The Jelly that Wouldn't Wobble* in the class and parents who want to guide their children's learning.

*The Jelly that Wouldn't Wobble* is a funny and sweet story about learning to be considerate of others. It is also about trying your best and the wonderful feeling of achieving something.

### This learning pack includes:

- ★ A suggested lesson plan for reading *The Jelly that Wouldn't Wobble*.
- ★ A detailed list of the language and linguistic features included in the text.
- ★ An activity sheet for children to enjoy after reading *The Jelly that Wouldn't Wobble*.
- ★ A colouring in sheet.



ISBN: 978-1-84886-225-8

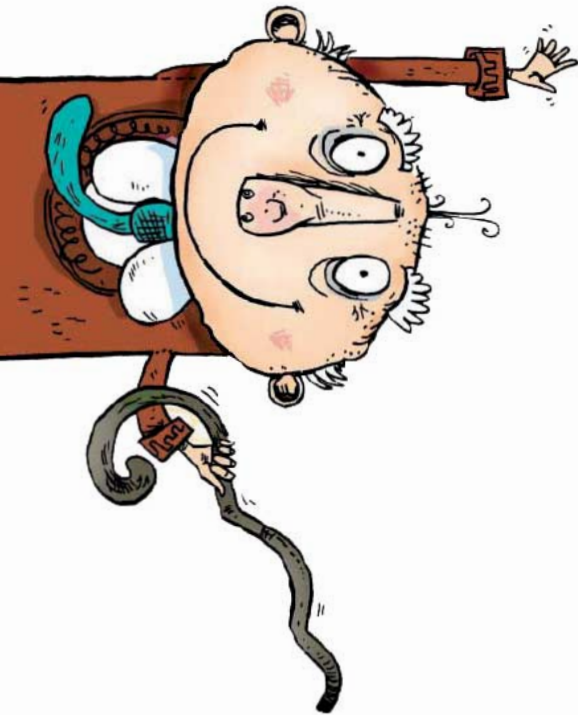



# Maverick Learning Pack

## Suggested Lesson Plan

### Possible Learning Objectives

- ★ To learn about contractions
- ★ To learn more about onomatopoeia
- ★ To learn more about rhyme and poetry
- ★ To better understand adjectives



### Possible Lesson Structure

Based on the learning objectives, here is one way you could lead a lesson:

**Introduction:** Show the book to the children, read the title:

- ★ **Ask:** Say the word wobble: how does it sound?
- ★ **Explain:** Wobble is an example of onomatopoeia: the word sounds like the action it describes.
- ★ **Read:** The story and point out the examples of onomatopoeia
- Engage:** Go through the story and ask questions:
  - ★ **Show:** Examples of onomatopoeia.
  - ★ **Ask:** How does this sound? How does it sound different?
  - ★ **Explain:** Onomatopoeia provides fun and instantaneity to a text - it works well in action scenes and is used in comics a lot.

### Take it further:

Go back again and point out instances of:

- ★ Contractions
- ★ Adjectives
- ★ Rhyme

An activity sheet (included in this pack) can be used as well.



# Maverick Learning Pack

## Language and Linguistics




### Language features:

- ★ **Contractions:**
  - Where's (where is)
  - That's (that is)
  - Doesn't (does not)
  - It's (it is)
  - I'll (I will)
- ★ **Onomatopoeia:**
  - Brrrr
  - Growled
  - Gasped
  - Squealed
- ★ **Rhyme & Poetry:**
  - Wiggled and jiggled
  - Quivering and quaking, trembling and shaking.
  - Tutti Frutti

### Linguistic Features:

- ★ **Sight Words:** 40% (Fry's First 100)
- ★ **Consonant Clusters:** Br, Ch, Cr, Fl, Fr, Gl, Gr, Kn, Ph, Pr, Sh, Sp, Sq, Sl, Sm, Scr, Th, Thr, Tr, Tw, Wh, Wr
- ★ **Adjectives:** Special, Glorious, Puzzled, Royal, Horrible, Red, White, Smallest, Wonderful, Wobbly, Old, Hungry, Instand






# Maverick Learning Pack

## Activity Sheet

**Learning objective:** To learn about onomatopoeia

**Activity:** Write a sentence describing the image to make it more exciting. Use an example of onomatopoeia.



---

---

---



---

---

---



---

---

---



---

---

---

# Maverick Learning Pack

## Colouring in

Colour in Princess Lolly and her not so wibbly-wobbly jelly!

