

Maverick Learning Pack

A Box of Socks

Orange

Information

Author: Amanda Brandon
Illustrations: Catalina Echeverri
Size: 150x210
Format: 32p SB
Publication Date: June 2016



RRP: £5.99
Book Band: Orange
AR Rating: N/A
Bic Code: B3M79
CBMC Code: YQCR

This learning pack is suitable for teachers using *A Box of Socks* in the class and parents who want to guide their children's learning.

A Box of Socks is a funny and sweet story about gift giving and problem solving. There is also a great game in the middle!

This learning pack includes:

- ★ A suggested lesson plan for reading *A Box of Socks*.
- ★ A detailed list of the language and linguistic features included in the text.
- ★ An activity sheet for children to enjoy after reading *A Box of Socks*.
- ★ A colouring in sheet.



ISBN: 978-1-84886-227-2

Maverick Learning Pack

Suggested Lesson Plan

Possible Learning Objectives

- ★ To learn about probability
- ★ To learn more about alliteration
- ★ To learn more about rhyme and poetry
- ★ To better understand onomatopoeia



Possible Lesson Structure

Based on the learning objectives, here is one way you could lead a lesson:

Introduction: Show the book to the children, read the title:

- ★ **Ask:** What is special about the title?
- ★ **Explain:** The title rhymes. This story is very rhythmic.
- ★ **Read:** The story and point out the examples of rhyme and alliteration.
- ★ **Engage:** Go through the story and ask questions:
- ★ **Show:** Examples of alliteration and rhyme.
- ★ **Ask:** How does this sound? How does it sound different?
- ★ **Explain:** Alliteration and rhyme provide rhythm to a sentence making it sound nice and making it fun to say.

Take it further:

Go back again and point out instances of:

- ★ Homophones
- ★ Adjectives
- ★ Onomatopoeia

An activity sheet (included in this pack) can be used as well.



Maverick Learning Pack

Language and Linguistics

Language features:



- ★ **Contractions:** What's (what is)
Can't (cannot)
Don't (do not)
It's (it is)
- ★ **Onomatopoeia:** Clicky-click Neigh
Zoomed Ummmff
Ping Splat
Whoosh Whee
Whizz
- ★ **Homophones:** To/Too/Two
Four/For
- ★ **Rhyme & Poetry:** Grab a sock, and try it on.
If it's wrong, pass it on.

Linguistic Features:

- ★ **Sight Words:** 41% (Fry's First 100)
- ★ **Consonant Clusters:** Cl, Fl, Fr, Gr, Kn, Sh, Sp, Spl,
St, Str, Sw, Tw, Wr
- ★ **Adjectives:** Soft, Cosy, Warm, Great,
Long, Little, Tiny, Spotty,
Purple, Stripy, Big, right
- ★ **Possession:** Granny's
Everyone's




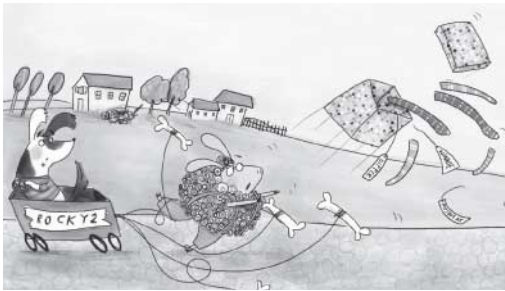
Maverick Learning Pack

Activity Sheet

Learning objective: To learn about poetry and rhythm

Activity: Write a sentence describing the image to make it poetic. Use rhyme and alliteration









Maverick Learning Pack

Colouring in

Colour in Lionel getting his sparkly socks!

